

Tuesday's Home Learning suggestions



9.00am Register

Good morning! Please **reply** to the text register to update the teams on your learning status for the day. Please leave a **comment** on the text register if you would like any support and for a member of staff to give you a phone call. We are here to help you. We hope you have a great day. Here are today's activities. Feel free to organise the activities however works for you. Have fun!


PHYSICAL ACTIVITY: [BBC iPlayer - Otis Boogie Beebies - Series 1: 10. Jungle](#)





STORY AND ACTIVITY

Listen and enjoy the story of [CBeebies Bedtime Stories - 759. Kristin Scott Thomas - The Rhythm of the Rain](#). How did the **water travel around the world?** Go for a **walk along the canal**. How does the water travel along? What happens to the water when you reach the lock?

Today's sound is g. Go on a sound hunt and find objects that begin with **g**. Have a go at writing the sound and then make a list of what they have found. Watch and join in with [Mr Thorne Does Phonics - Episode G](#) and with Geraldine the Giraffe.



MATHS:


Listen and enjoy the story of [Story 28 'One is a Snail, Ten is a Crab'](#)  

How many feet are in your house? Count everybody's feet who lives with you.

How many are there altogether?

How many shoes can you find in your house? Count and match them together.

What number did you get up to? **What was more, feet or shoes?**



LUNCH – Let your child set the table, pour the water, or cook the food with you. They can count out or measure portions, learn new vocabulary, and expand their food tastes!



SINGING - [Love Train feat. Jason Mraz, Chad Smith, Yo-Yo Ma | Turnaround Arts](#)

Weekly Science Activity (this stays the same for the rest of the week)

MAKE PAPER TOWEL MARKER MAGIC

This is such a simple activity, yet hours of awe and beauty! All you need are paper towels, water, a plate or shallow dish, and washable markers. We used Crayola, but any water soluble marker would work. Fold a paper towel in half like a card. On the front of the paper towel card, make a very simple design. Then inside, add more details and colors. Drop the paper towel into the water and watch the designs appear and colors spread!



End of the Day Please **upload pictures and examples of your home learning directly onto the Evidence Me app or web suite** for the teachers to review and celebrate. If you have any technical difficulties or need help installing and using the app, please comment on the morning register and we will get back to you with support.

