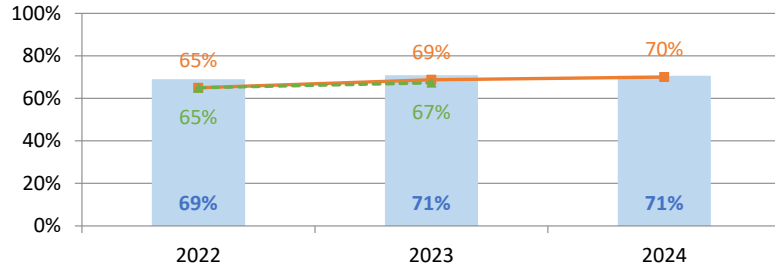


2023-24 Primary school summary



Primrose Hill

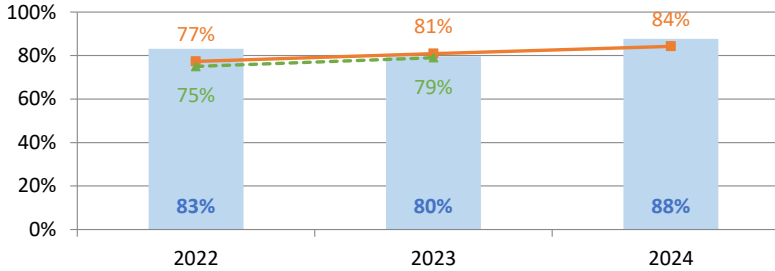
Early Year Foundation Stage - % good level of devt.



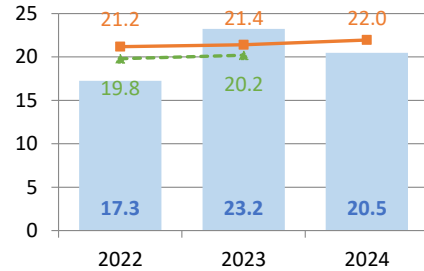
Disadvantage gap	% GLD		
	2022	2023	2024
School	-21%	-34%	-27%
Camden	-14%	-14%	-16%
National (FSM only)	-20%	-20%	

	Sch cohort numbers		
	2022	2023	2024
Dis	20	11	14
Other	38	43	44
All	58	55	58

Year 1 phonics - % working at/above req standard



Y4 MTC - average score

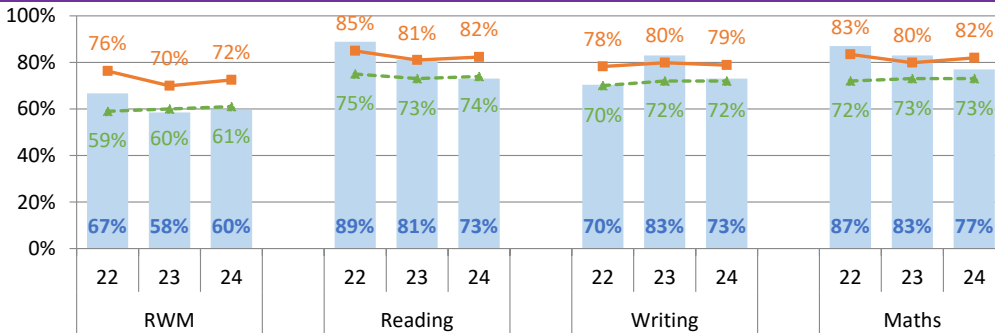


Disadvantage gap	Average score		
	2022	2023	2024
School	-28%	-27%	-27%
Camden	-15%	-14%	-9%
National	-12%	-10%	

	Sch cohort numbers		
	2022	2023	2024
Dis	16	25	12
Other	43	34	45
All	59	59	57

No KS1 results, as this is no longer a statutory assessment.

KS2 - % reaching the expected standard or above

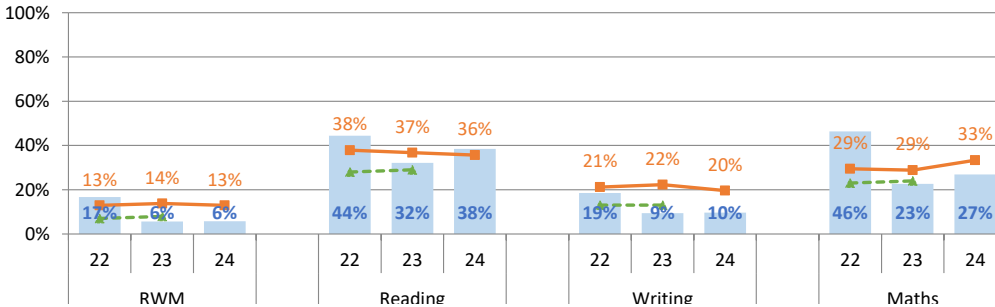


2024 school + Camden KS2 results DO exclude provisional discounting. 2024 national results do not yet exclude discounting.

* combined measure - scaled score of 100 or more in reading and maths tests, and 'working at expected' and above for writing teacher assessments

Disadvantage gap	Combined (RWM)			Reading			Writing			Maths			Sch cohort numbers			
	2022	2023	2024	2022	2023	2024	2022	2023	2024	2022	2023	2024		2022	2023	2024
School	-27%	-29%	-5%	-7%	8%	-4%	-10%	12%	12%	-25%	12%	-20%	Dis	28	27	28
Camden	-17%	-16%	-14%	-9%	-13%	-10%	-8%	-11%	-11%	-13%	-11%	-12%	Other	26	26	24
National	-23%	-23%	NYA	-17%	-18%	NYA	-21%	-20%	NYA	-22%	-21%	NYA	All	54	53	52

KS2 - % reaching a higher standard (based on 110 / Greater Depth)



No KS2 progress scores in 2024, due to no KS1 starting points from 2020 (covid).

Disadvantage gap	Combined (RWM)			Reading			Writing			Maths		
	2022	2023	2024	2022	2023	2024	2022	2023	2024	2022	2023	2024
School	-35%	-4%	-13%	-40%	-43%	-6%	-38%	-4%	-13%	-29%	-16%	-12%
Camden	-13%	-11%	-14%	-18%	-19%	-22%	-16%	-13%	-19%	-19%	-15%	-22%
National	-6%	-7%	NYA	-16%	-16%	NYA	-10%	-9%	NYA	-15%	-16%	NYA

Key: School (blue bar), Camden (orange bar), National (green bar)